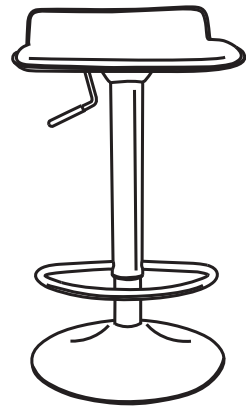




Adjustable Bar Stool

model no. 068-7902-2



Instruction Manual


2

Part List


A seat 1



B footrest 1



C gas lift 1



D base 1



E bolt 4



Needed for assembly:



Allen key(1)

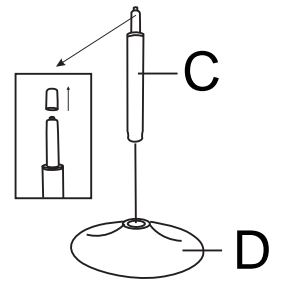
3

model no. 068-7902-2

Assembly

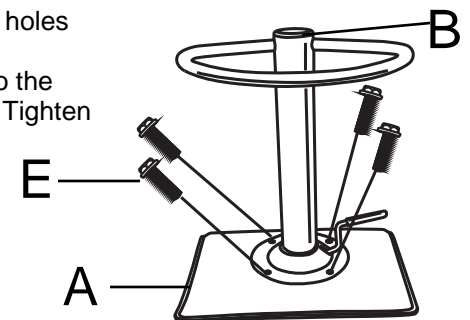
Step 1 - requires C , D

Remove the cap from the gas lift (C). Insert gas lift (C) into base (D) as shown.



Step 2 - requires A , B , E

Align footrest (B) over pre-drilled holes on the underside of the seat (A). Attach the footrest (B) to the seat (A) with bolts (E) as shown. Tighten with the Allen key.



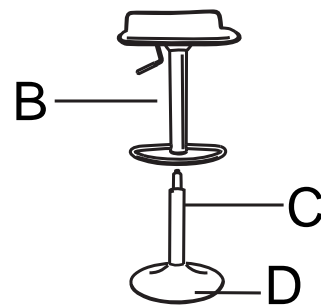
4

model no. 068-7902-2

Assembly


Step 3 - requires B, C, D

Place footrest (B) on gas lift (C). Push down firmly until connection is secure.



Step 4

Use the handle located underneath the seat (A) to raise or lower the bar stool



Warning: Maximum Load Capacity is 225lb (102 kg)

- Do not stand or step on the stool
- Do not sit on the front edge of the stool
- Use only for sitting one person at a time
- Use over smooth, level, seamless surfaces only
- Do not use this stool unless all bolts, screws and knob are firmly secured
- Do not lean with the stool
- Failure to follow these warning could result in serious injury

This product carries a one (1) year warranty against defects in workmanship and materials. Trileaf Distribution agrees to replace the defective product free of charge within the stated warranty period, when returned by the original purchaser with proof of purchase. This product is not guaranteed against wear or breakage due to misuse and/or abuse.

Made in China
Imported by

Trileaf Distribution Trifeuil Toronto, Canada M4S 2B8

Assembly

Warranty